

# Medical Symptoms

## About the cards

This is a set that is still growing. You'll notice a few blank spaces on pages. Those are places where I have images planned and they are on the way. Medicine is a funny area of English. There are a lot of terms that are rarely used in conversation but which plenty of people understand. All of us have family and friends who have been sick, and of course all of us have been sick or had a cold at some point. I generally say these are the terms I like my students to know but hope they never need.

## Who is this sheet for?

These cards are for beginner to intermediate students who need to use English to describe common ailments and illnesses. This may be either in their work capacity or in the unfortunate cases where they themselves get sick. *(Like I said, I hope they don't need it, but when they know it, it's a big help!)*

## Using the worksheet

There are countless ways to use cards in classes. Games of memory, matching games, and games where kids run to the card or throw the card into a hat for a point. As long as you are active and fun and the kids are enjoying themselves you're going to have a great time and they are too. Make sure you and your students say the words again and again and speak, make sentences so everyone can hear and say the sentences in context.



**Note:** For the images of the broken arms, I've used the names, break and fracture. In fact they are both correct for each image. A break and a fracture are the same thing. There are a variety of different types of fractures but I chose to go with the most common two names. In case you're curious, a closed fracture is one where the bone does not break through the skin and an open fracture is one where it does. However there are a wide variety of different fractures but in conversation we usually just say: I broke my arm, or I fractured my arm.

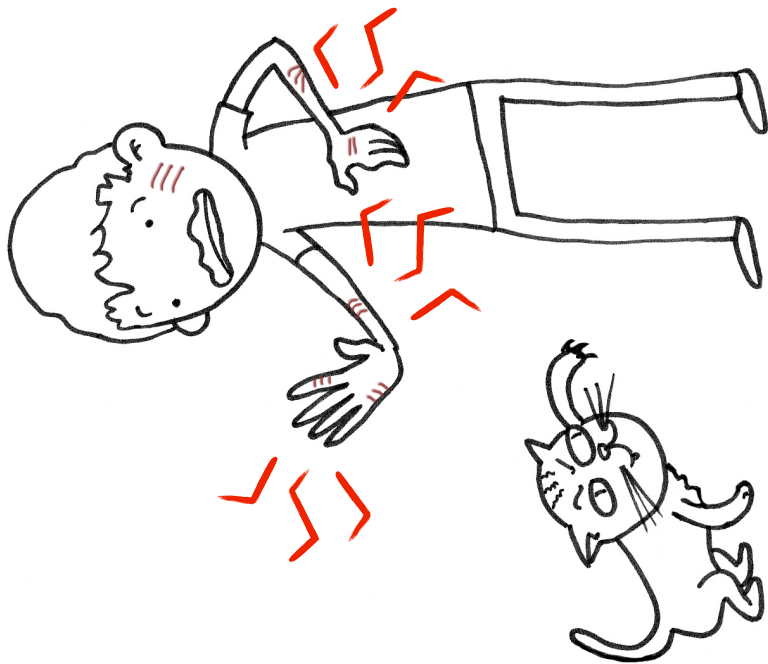

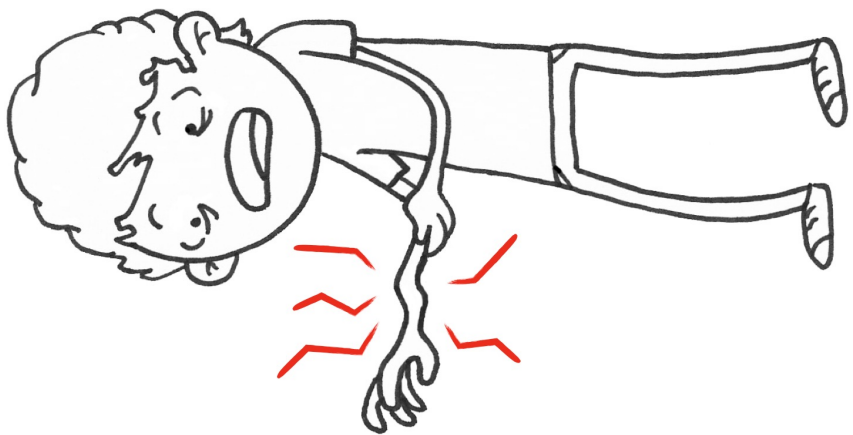
## Credit


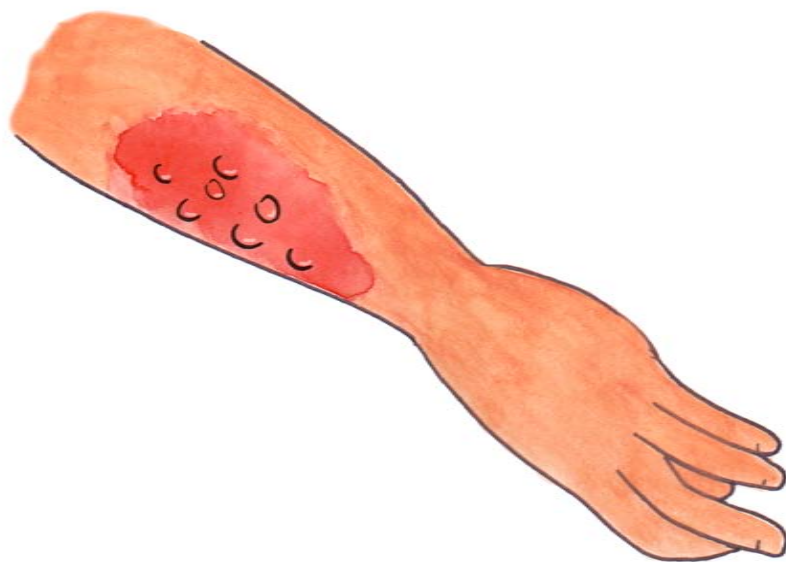
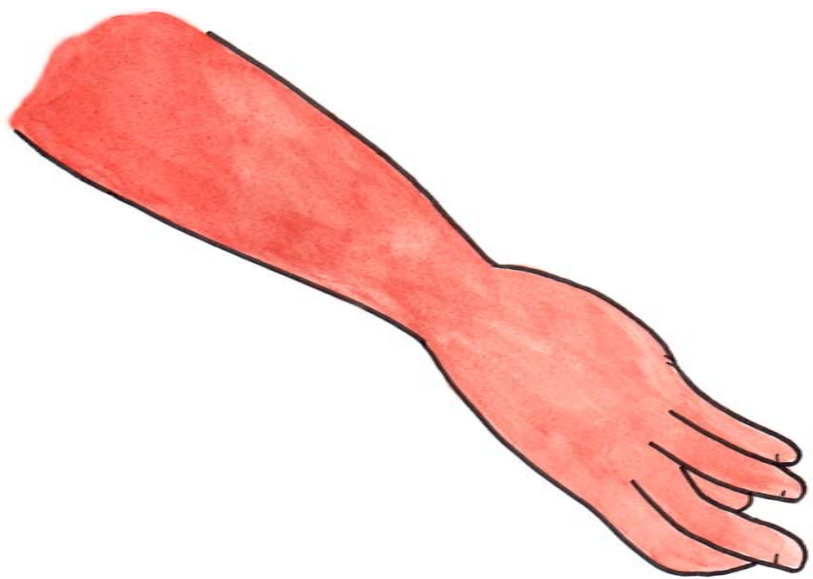
All images created by hand, by Mike Kloran. Check out more of my illustration and educational design at:


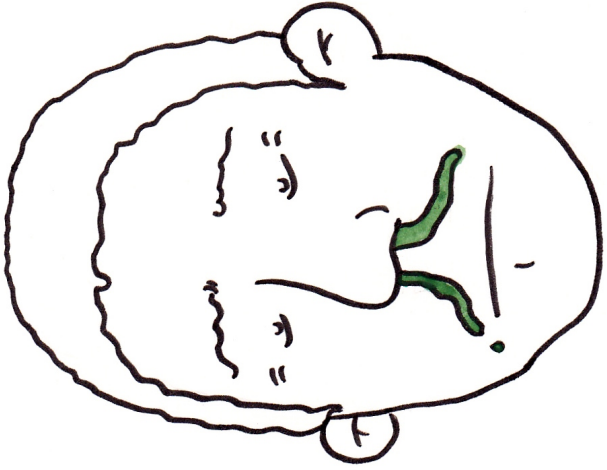
[www.myenglishimages.com](http://www.myenglishimages.com)

and my portfolio at: [www.kloran.com](http://www.kloran.com)

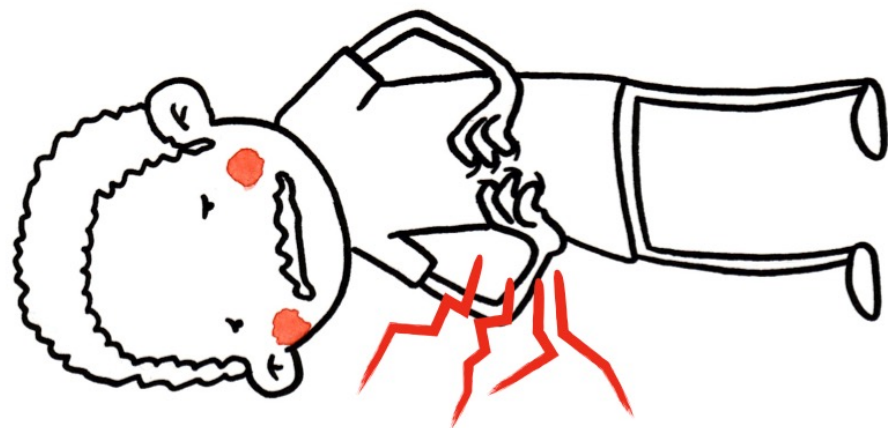
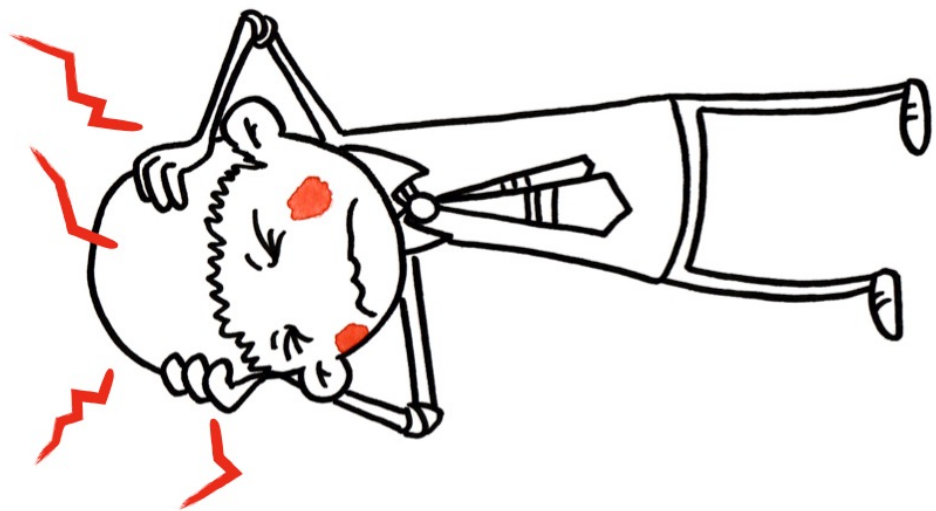


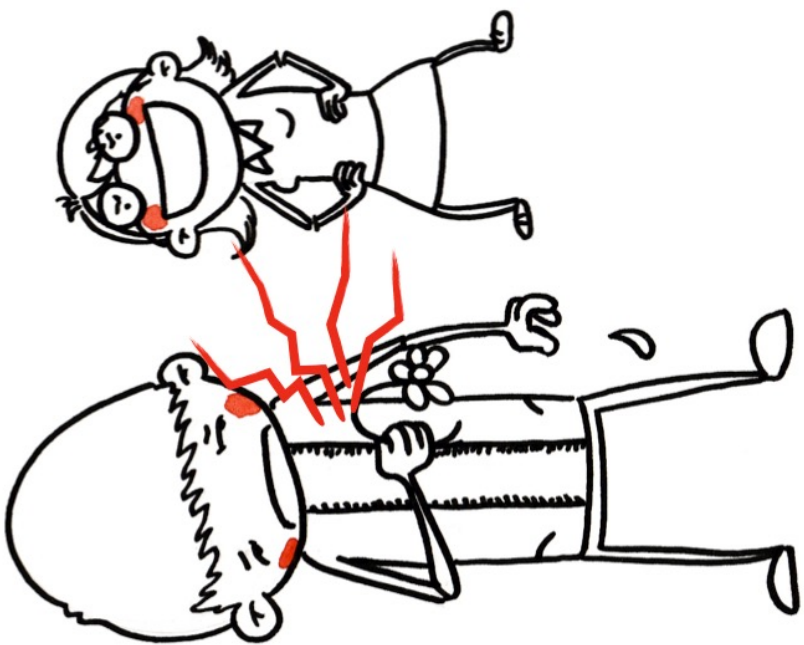












**scrape**

**bump**

**cut**

**bruise**



**break**

**fracture**

**black eye**

**first  
degree  
burn**

**second  
degree  
burn**

**sunburn**

**third  
degree  
burn**

**runny nose**

**cough**

**red eyes**

**headache**

**backache**

**earache**

**stomachache**

**toothache**

**heartache**

**frostbite**