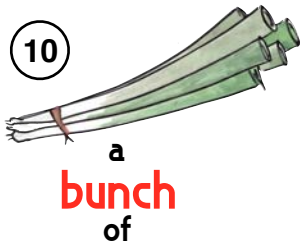
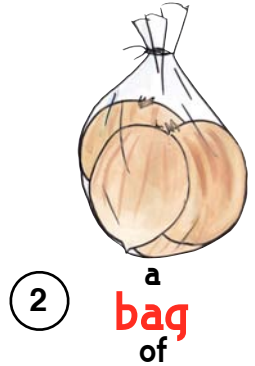
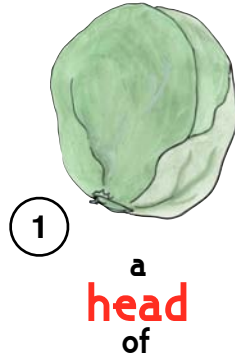
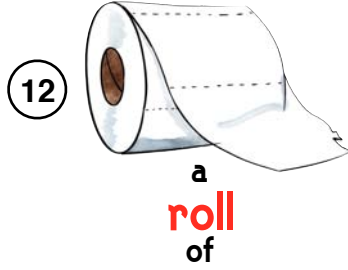



Shopping & Containers




PAPER TOWELS

CABBAGE CARROTS

POTATOES KETCHUP MILK

TUNA FISH MAYO RYE BREAD EGGS




FACIAL CREAM ORANGES MUSHROOMS

PICKLES CHICKEN BEER PEAS

GRAPES SUGAR TOMATOES PAPRIKA


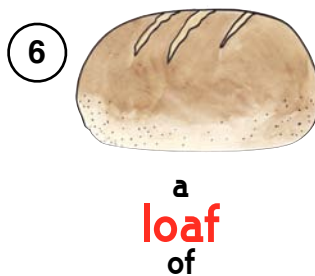
PEANUT BUTTER SHAMPOO WASABI



BANANAS GARBAGE BAGS OLIVES

SALAD DRESSING CAT FOOD

BARBECUE SAUCE



Using the Worksheet

This is a nice review of counters that are often used in English. Using it is pretty simple. The types of containers are already listed on the shape from 1 to 12. Students work alone or in pairs if possible and choose which ones go with which.

If you aren't able to print a lot of these you can always do the activity without by simply practicing orally.

Who is the sheet for?

This might work best with some young people's classes or children's classes. I don't tend to use any worksheets at all with adults and prefer to handle questions like this in context as they come up. It's silly to expect someone to suddenly memorize and then perfectly use all these words in all their encounters and future conversations. Stick with the ones that are helpful for you and your students and don't worry about the rest.

Want more? Check out lots of other worksheets like this at:

myenglishimages.com

and if you have a suggestion, notice a mistake or want to give some feedback just get in touch at:

myenglishimages@gmail.com