


# Uh - Ah



1

Come

Color

But

Tut

Lug

Suck

What

Putt

Rut

2

Calm

Collar

Bought

Taught



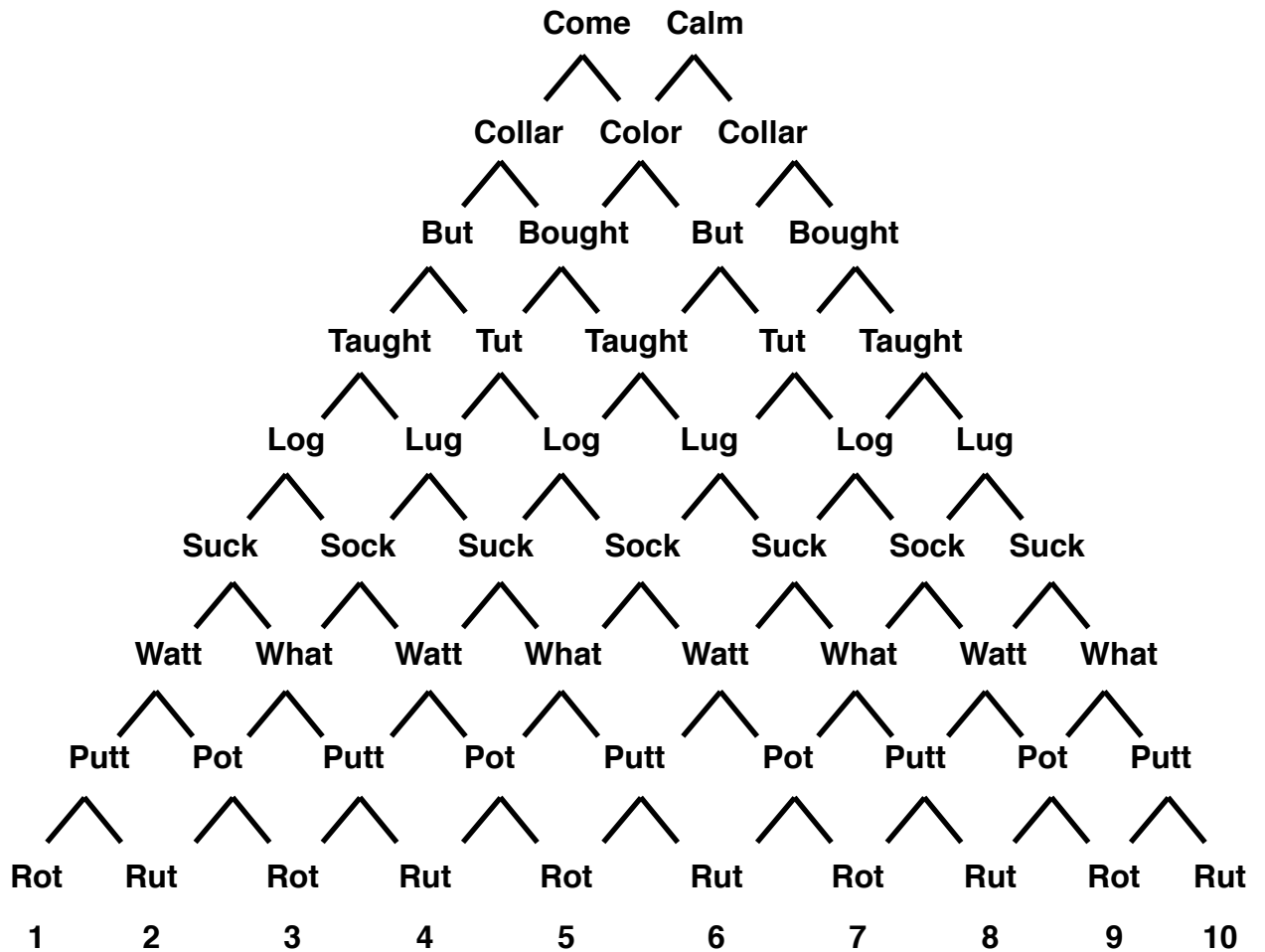
Log

Sock

Watt

Pot

Rot



# Uh - Ah

## Using the worksheets:

1. Model the sounds and the mouth position.
2. Practice the word pairs in columns A and B.
  - a. practice column a first, then b, then in pairs.
  - b. have students practice in pairs with one student reading. The other student or students pick one or two based on the speakers' ability to say the word correctly.
3. Students practice the pyramid on the right. The path they follow depends on how well the speaker says the words they choose. If they say everything correctly, the listeners should arrive at the same number as the speakers.

## \* Variations

There's lots of room for variation here based on the size of your class. One thing that certainly helps my students is constant modeling, correction and feedback. In larger classes be sure to circulate and check what's being said.

If your students have mirrors or even smart phones with cameras it may be helpful for them to use them to check their mouth position.