


What time is it? (to - past)

It's _____ o'clock.

It's quarter to _____.

It's twenty to _____.

It's _____ thirty five.







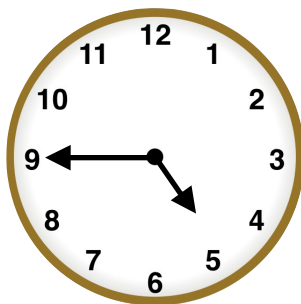



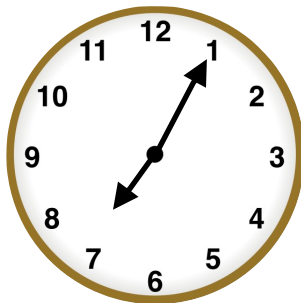

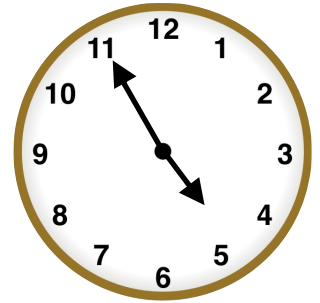





It's ten past _____.

It's quarter past _____.

It's twenty past _____.

It's half past _____.



PRONUNCIATION: ten *to* three - To sounds like two. Try saying: Ten *tuh* three.

What time is it?

This worksheet is for students who need to get a little practice telling time. When the language comes up in context it's easy to correct and help students say this properly. This sheet takes the language out of context and drills the question and answer patterns.

Who is this sheet for?

This is for low intermediate, high beginner students who can already use very basic phrases such as:

A: What time is it?

B: It's two o'clock.

The phrases on this sheet are slightly harder.

A: What time is it?

B: It's ten past two.

How to use the worksheet.

1. Ask the students for the time and generate a few examples.
2. Use the white board, piece of paper or a real clock to drill the time patterns.
3. Drill the “**past**” patterns, drill the “**to**” patterns.
4. Use the sheet to review the phrases you practiced with the students either in class or as homework. If you have a whiteboard, your whiteboard should match the language at the top of the handout, it is now your students' notes.

Note: At the bottom of the page there is a pronunciation note. If you think that is a little hard for your students or aren't comfortable using it, fold that part of the paper over or cut it off before copying it.

Have a suggestion, request or idea? Notice a typo or want to suggest a change? Write in! myenglishimages@gmail.com

Like these worksheets and want more? Why not support my work and check out my books here: myenglishimages.com/books/