

# Writing ABC



by: **F Michael Kloran**  
My English Images

Aa

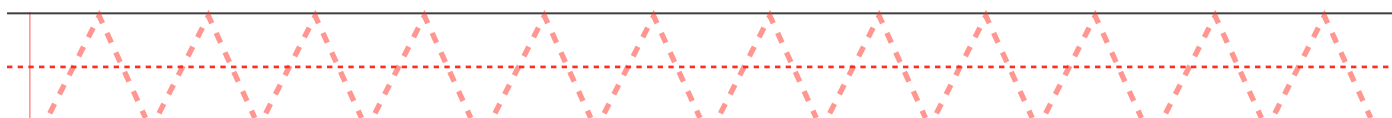
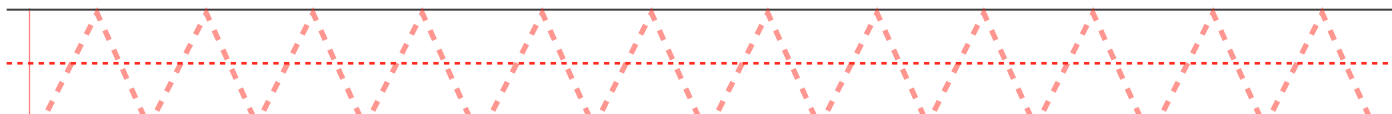





A A A


a a a

Aa Aa Aa

Circle the A words.



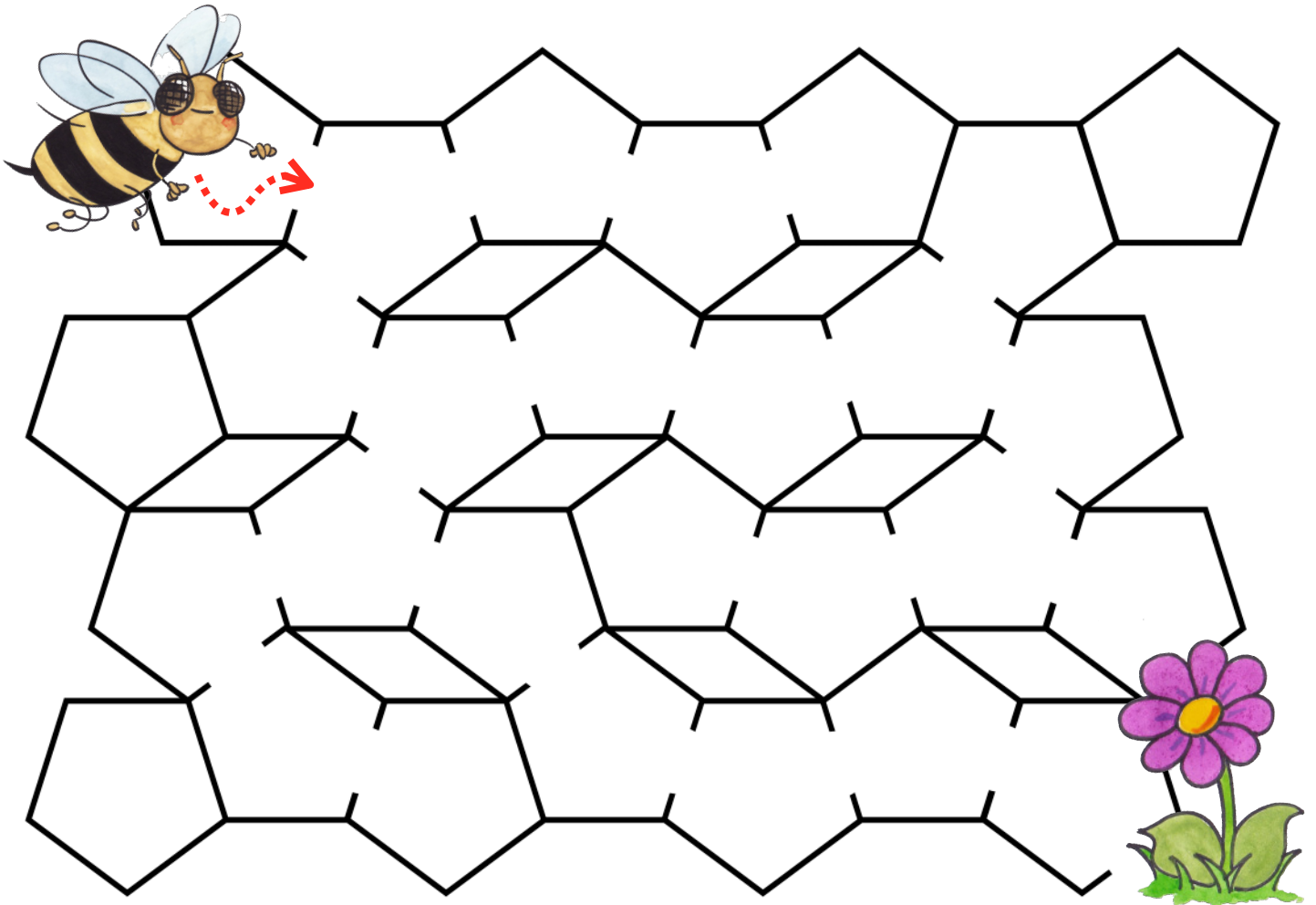
B b



B B B

b b b

Bb Bb Bb



D d

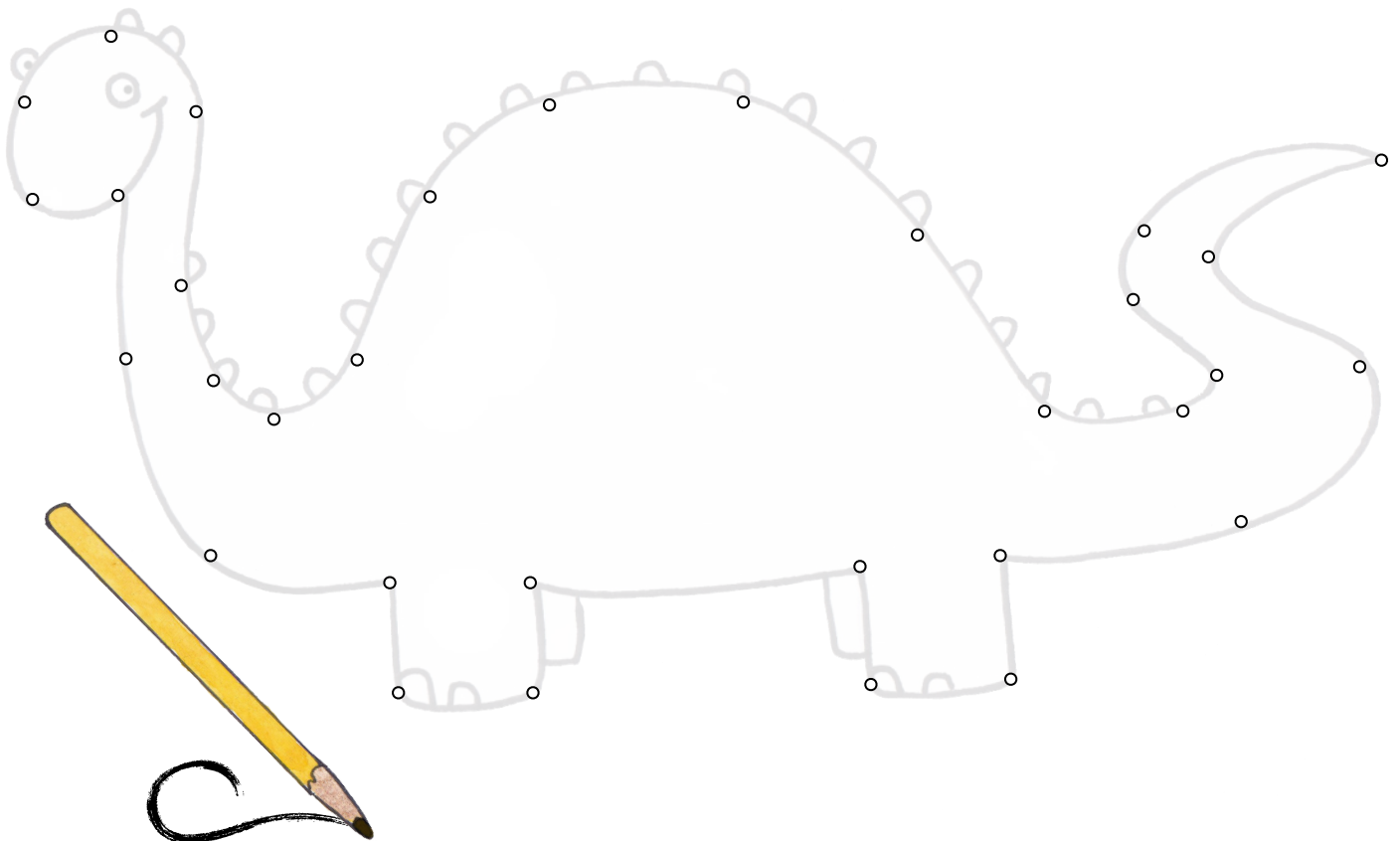


D D D


d d d

D d D d D d

Connect the dots to make a dinosaur.



P p




P P P

p p p


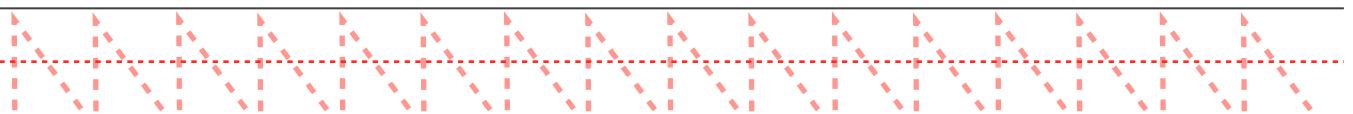
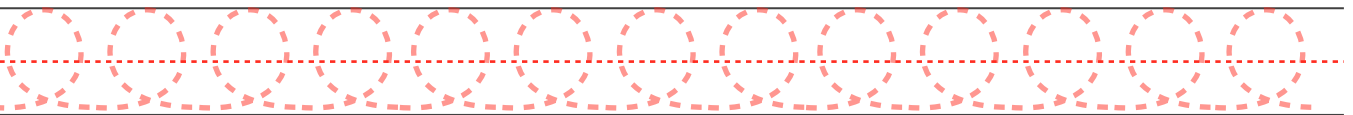
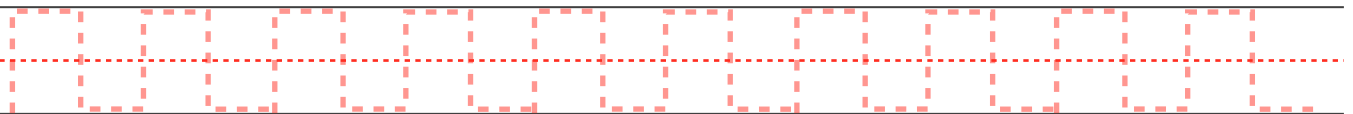
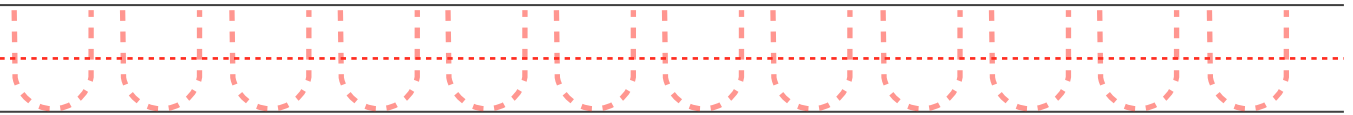
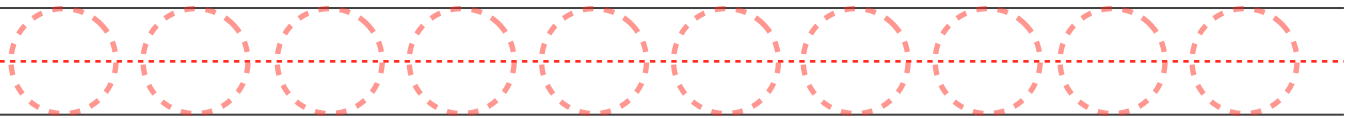
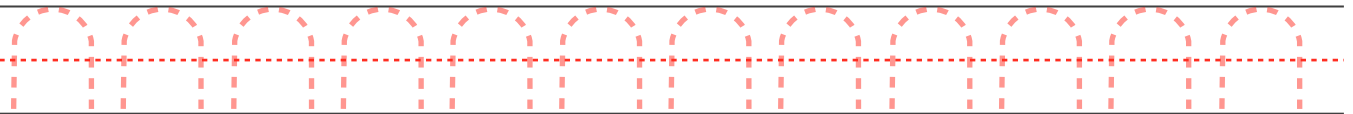
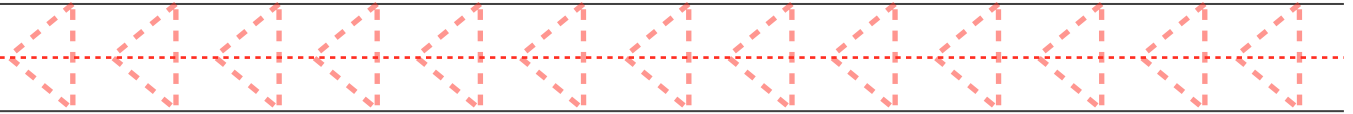
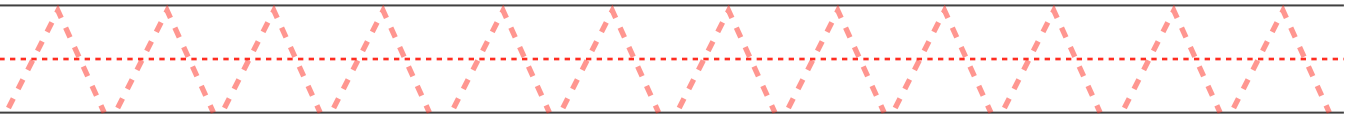
P p P p P p

Circle the letter P.

d	p	b	q
q	b	d	p
b	q	p	d
p	d	q	b



Name: \_\_\_\_\_




Hello! THANK YOU for purchasing “Writing ABC” from My English Images.

If these pages are a help to you and your kids, I'll really be glad. I've used the pages in this book to help my own son learn to read and write. Of course I did a lot of other things too, playing with cards and images, drawing on a chalkboard and using these pages and others over and over again.

**Remember, the key to getting your kids to enjoy writing and reading is being excited about it yourself.**

If you have a story to share about using these pages, or if you notice a typo or have an idea for some improvements, PLEASE feel free to write in and let me know. Getting feedback helps me improve my materials and benefits everyone who uses them.



**Mike**

**Connect:**



Site: [www.myenglishimages.com](http://www.myenglishimages.com)



Instagram: [myenglishimages](https://www.instagram.com/myenglishimages)



Facebook: [My English Images](https://www.facebook.com/MyEnglishImages)



Mail: [myenglishimages@gmail.com](mailto:myenglishimages@gmail.com)

### **For best results be Adaptive**

Honestly, most of the writing practice I do involves a simple blank sheet of lined paper. I can choose any letter, sound, word, or phrase I need and it makes my preparation time much easier. It also allows for adaptability in classes that involve mixed levels or a variety of needs. So please feel free to adapt whatever you find here to suit your students' needs.

### **Printing**

Many teachers don't have access to color printing. If you do, you're very lucky. I've provided this book in color so that you have the option. The letters "C" and "U" have activities that depend a bit on the color on the page. What to do? If you print in black and white, you will want to color them in with a crayon or marker before giving them to the kids.

**You may print any page in this book for distribution to your students however sharing and distributing the book, whole or in part in any format is not allowed. If you have questions, please feel free to get in touch.**