

Everyday Objects

About the words

Everyday objects sometimes turn up in my illustrations. I just need an image of a key for this one worksheet ... It's a bit random really. However, I've found that having a few of these images can be a big help depending on the activities I want to do with my students. So, why not share.

Using the worksheet

There are countless ways to use cards in classes. Games of memory, matching games, and games where kids run to the card or throw the card into a hat for a point. As long as you are active and fun and the kids are enjoying themselves you're going to have a great time and they are too. Make sure you and your students say the words again and again and speak, make sentences so everyone can hear and say the sentences in context.

Note: Kids have a way of destroying cards they get hold of, so after printing the cards you might want to laminate them and remember to round off the edges so no one gets a sharp card in the eye. If you do it well enough this opens up the usage of the cards for a few good games where you can flick or flip the cards to be more active.

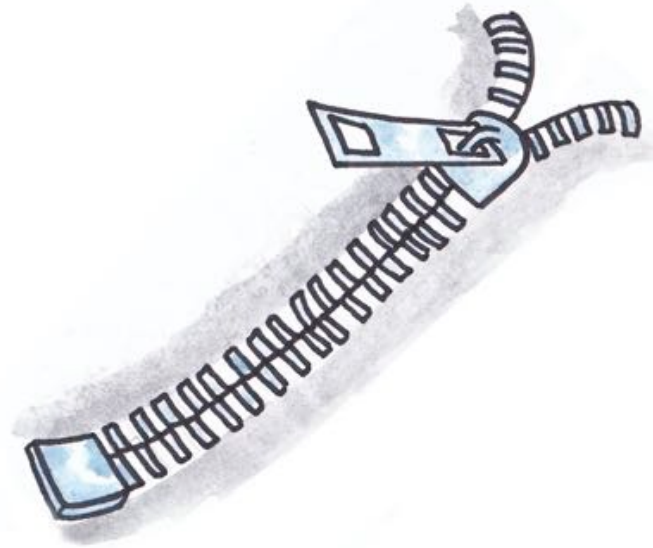
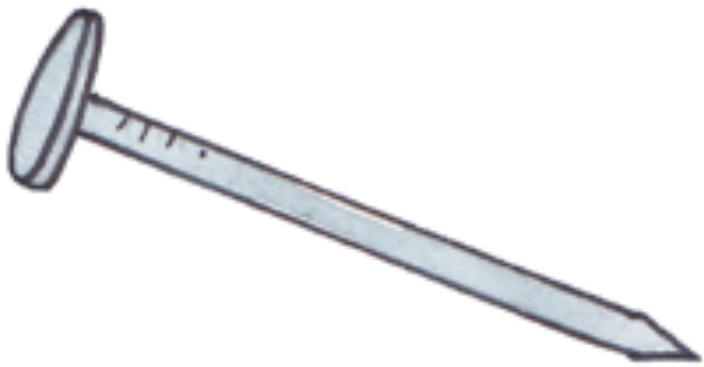
Credit


All images created by hand, by Mike Kloran. Check out more of my illustration and educational design at:

www.myenglishimages.com









fruit

cake

apple core

key

drill

ice cream

spaghetti

whistle

umbrella

yarn

nail

zipper