

Vehicles

About the words

The images in this worksheet were prepared as a set representing ways of getting around.

A: How do you get to work?

B: I walk to the station and take the L train.

Who is this sheet for?

These cards are for kids or beginner students who want to gain a familiarity with words and language for travel. For higher level beginners you might use the images to reinforce patters like those in the conversation above. *I walk to work. I take the train. My husband I rode in a hot air balloon last summer.*

Using the worksheet

There are countless ways to use cards in classes. Games of memory, matching games, and games where kids run to the card or throw the card into a hat for a point. As long as you are active and fun and the kids are enjoying themselves you're going to have a great time and they are too. Make sure you and your students say the words again and again and make sentences so everyone can hear and say the sentences in context.

Note: Kids have a way of destroying cards they get hold of, so after printing the cards you might want to laminate them and remember to round off the edges so no one gets a sharp card in the eye. If you do it well enough this opens up the usage of the cards for a few good games where you can flick or flip the cards to be more active.

Credit

All images created by hand, by Mike Kloran. Check out more of my illustration and educational design at:

www.myenglishimages.com



Car



Motorcycle



Plane



Boat



Hot Air
Balloon



Ship



Bus




Helicopter



Passenger
Plane




Train



Bike




Skateboard



Train



Monorail



Walk



Tricycle




Bullet Train




Taxi



School Bus



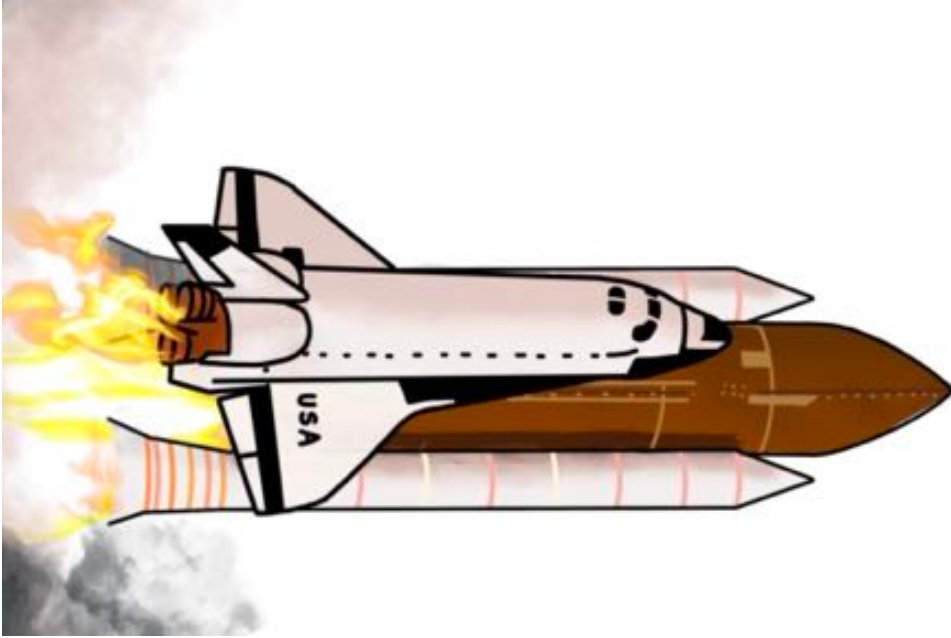
Subway



submarine



scooter



space
shuttle